

Pgno. 28

ch 23 3

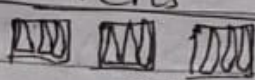




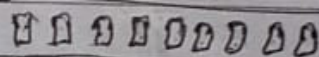
class II

Subj Math

step 6: We subtract the tens

Tens	ones
3	15
1	8
-1	6
2	9

3 tens and 15 ones
 -1 ten and 6 ones
 2 tens 9 ones

Tens	Ones
	
- 	
	

So, $45 - 16 = 29$

Pgno. 29



Remember:

Whenever we borrow one (1) from 'tens' to 'ones' we get '10 ones'.

- let us take one more example and subtract 27 from 61.

Step 1: First, we arrange the numbers in columns.

Tens	ones
6	1
- 2	7

P.T.O