


Pg no. 28

Sub: Math

Ch: 3


Class: II



Step 2: we break the tens.

| Tens | ones |
|------|------|
| 3+1  |      |
| 4    | 5    |
| -1   | 6    |
|      |      |

3 tens + 1 ten and 5 ones  
 - 1 ten and 6 ones




| Tens | ones |
|------|------|
|      |      |
| -    |      |
|      |      |

Step 3: we borrow 1 ten from tens and transfer to ones.

| Tens            | ones           |
|-----------------|----------------|
| 3+ <sup>①</sup> | <sup>①</sup> 5 |
| 4               | 5              |
| -1              | 6              |
|                 |                |

3 tens + 1 ten and 5 ones

- 1 ten and 6 ones



| Tens | ones |
|------|------|
|      |      |
| -    |      |
|      |      |